

Scaled data based on original data using  
LM-79-08 Approved Method: Electrical and Photometric Measurements of Solid-  
State Lighting Products

Test Report Prepared for  
Cooper Lighting Solutions  
(formerly Eaton)

Brand: McGRAW-EDISON

Report Number: P386415

Luminaire Tested: **GWC-SA2A-750-U-SL3**

Issue Date: 3/3/2020

**Test Information**

Test Method: LM-79-08  
Report Number: P386415  
TEST IS SCALED FROM IESNA LM-79-08 TEST DATA (G2-1903-205-22)  
Test Lab: INNOVATION CENTER  
Issue Date: 3/3/2020  
Manufacturer: COOPER LIGHTING SOLUTIONS (FORMERLY EATON)  
Product Line: MCGRAW-EDISON  
Catalog Number: GWC-SA2A-750-U-SL3  
Description: GALLEON WALL LUMINAIRE  
(2) 70 CRI, 5000K, 615mA LIGHTSQUARES WITH 16 LEDS EACH AND TYPE III  
SPILL LIGHT ELIMINATOR OPTICS  
Light Source: -  
Ballast/Driver: ELECTRONIC DRIVER

**Summary**

Lumens per Lamp: N/A  
Luminaire Lumens: 9727 lumens  
Efficiency: N/A  
Efficacy: 147.4 lumens/watt  
Luminous Opening: Rectangular (W 1' x L: 0.5' x H: 0')  
IES Classification: Type III - Medium  
BUG Rating: B1 - U0 - G3

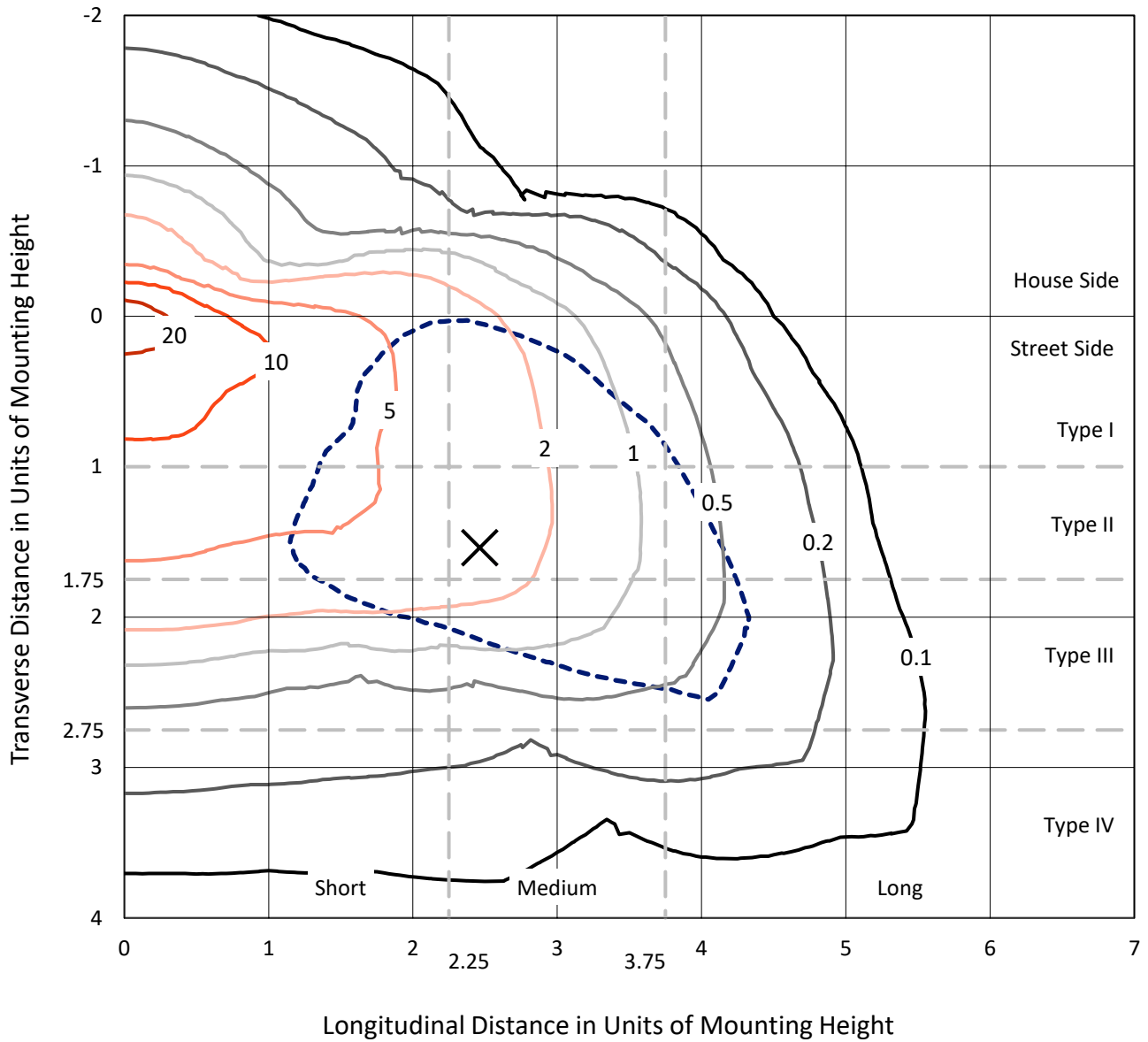
Input Watts (W): 66  
Input Voltage (V): NR  
Input Current (Ain): NR  
Voltage Rise (V): NR  
Power Factor: NR  
Total Harmonic Distortion (THDi): NR  
Frequency (hertz): 60  
Stabilization Time: NR  
Operation Time: NR  
Ambient Temperature (°C): NR  
Test Distance: 24 FT



REPORT NUMBER: P386415  
 CATALOG NUMBER: GWC-SA2A-750-U-SL3

### Iso-Footcandle Lines of Horizontal Illumination

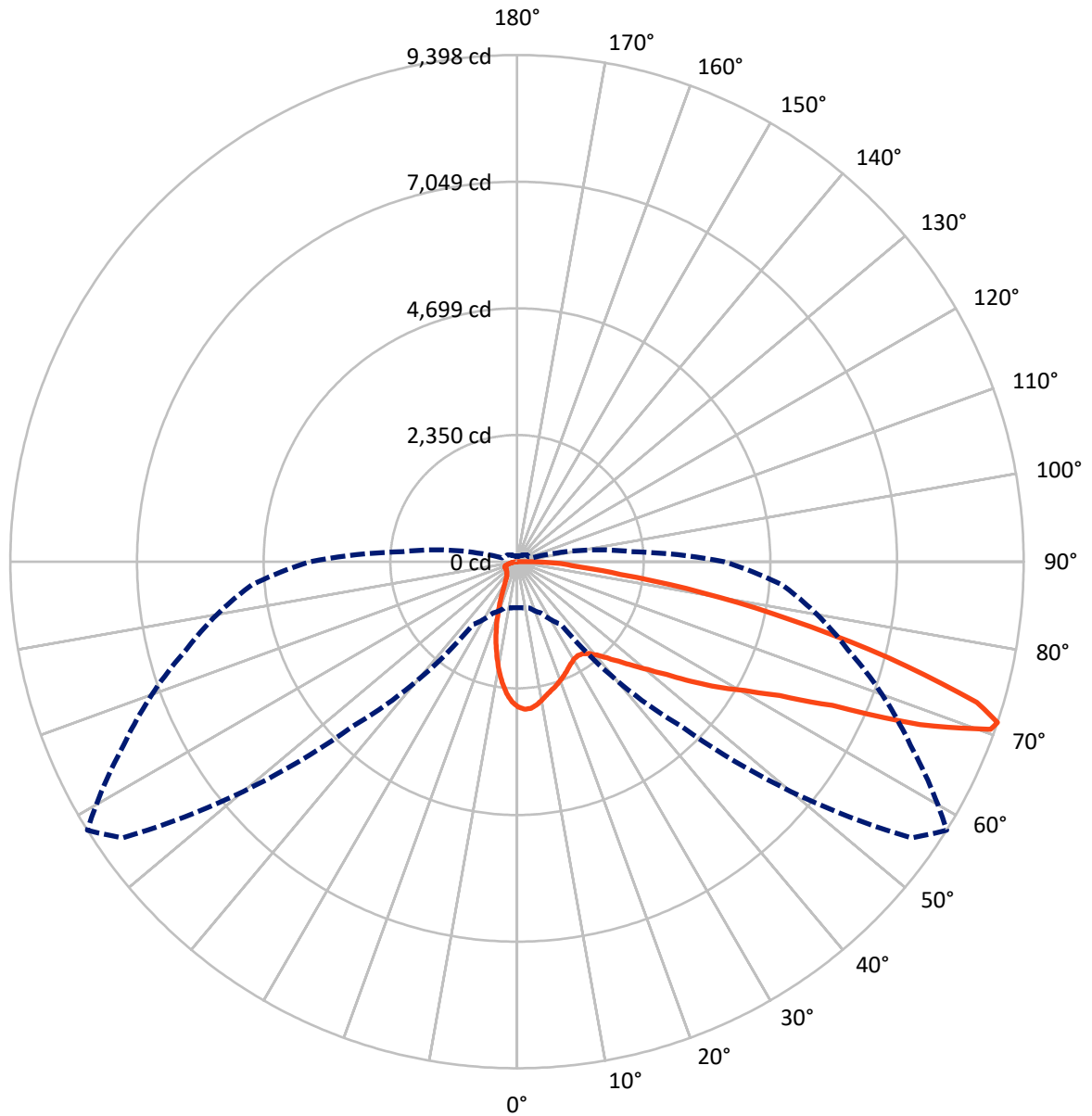
✕ Max cd  
 - - - 1/2 Max cd



Based on 10 foot mounting height. Maximum calculated value = 27 fc  
 Type III - Medium - N/A

REPORT NUMBER: P386415  
CATALOG NUMBER: GWC-SA2A-750-U-SL3

### Luminous Intensity Polar Plot



— Vertical Plane Through 58-Deg Lateral    - - - Horizontal Cone Through 71-Deg Vertical

REPORT NUMBER: P386415

CATALOG NUMBER: GWC-SA2A-750-U-SL3

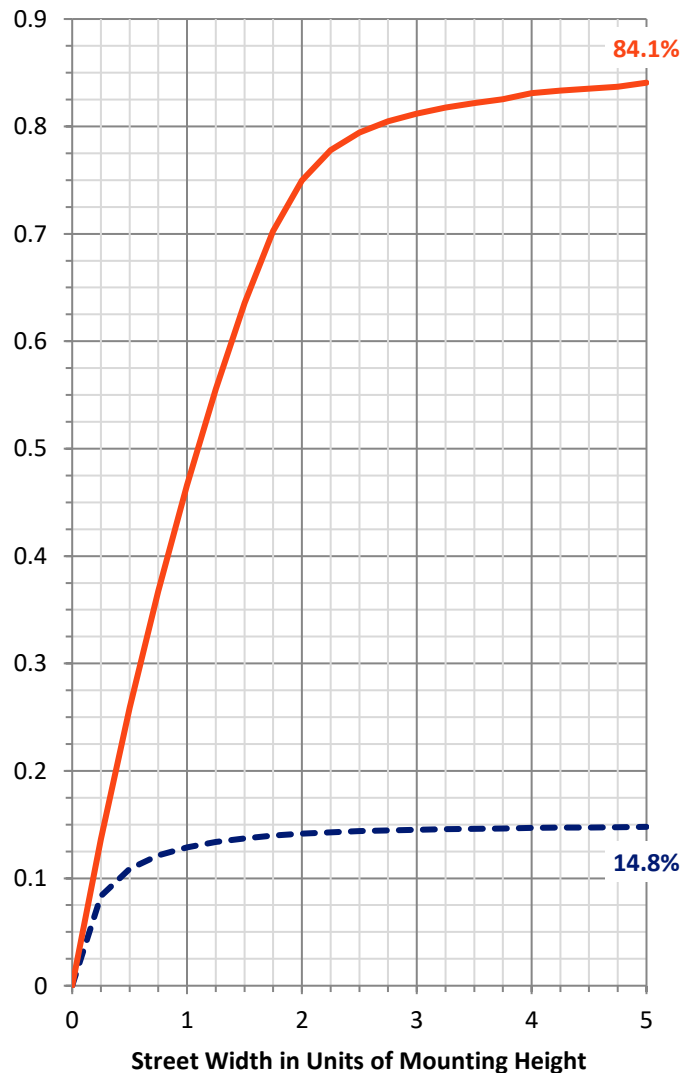
**FLUX DISTRIBUTION:**

		Downward	Upward	Total
<b>House Side</b>	Lumens	1454.3	0.0	1454.3
	% Fixture	15.0	0.0	15.0
<b>Street Side</b>	Lumens	8272.7	0.0	8272.7
	% Fixture	85.0	0.0	85.0
<b>Total</b>	Lumens	9727.0	0.0	9727.0
	% Fixture	100.0	0.0	100.0

**ZONAL LUMENS:**

Zone	Lumens	% Fixture
0°-10°	232.5	2.4
10°-20°	517.0	5.3
20°-30°	657.0	6.8
30°-40°	836.9	8.6
40°-50°	1186.8	12.2
50°-60°	1836.7	18.9
60°-70°	2500.4	25.7
70°-80°	1668.0	17.1
80°-90°	291.6	3.0
90°-100°	0.0	0.0
100°-110°	0.0	0.0
110°-120°	0.0	0.0
120°-130°	0.0	0.0
130°-140°	0.0	0.0
140°-150°	0.0	0.0
150°-160°	0.0	0.0
160°-170°	0.0	0.0
170°-180°	0.0	0.0
0°-90°	9727.0	100.0
0°-180°	9727.0	100.0

**Coefficient of Utilization**



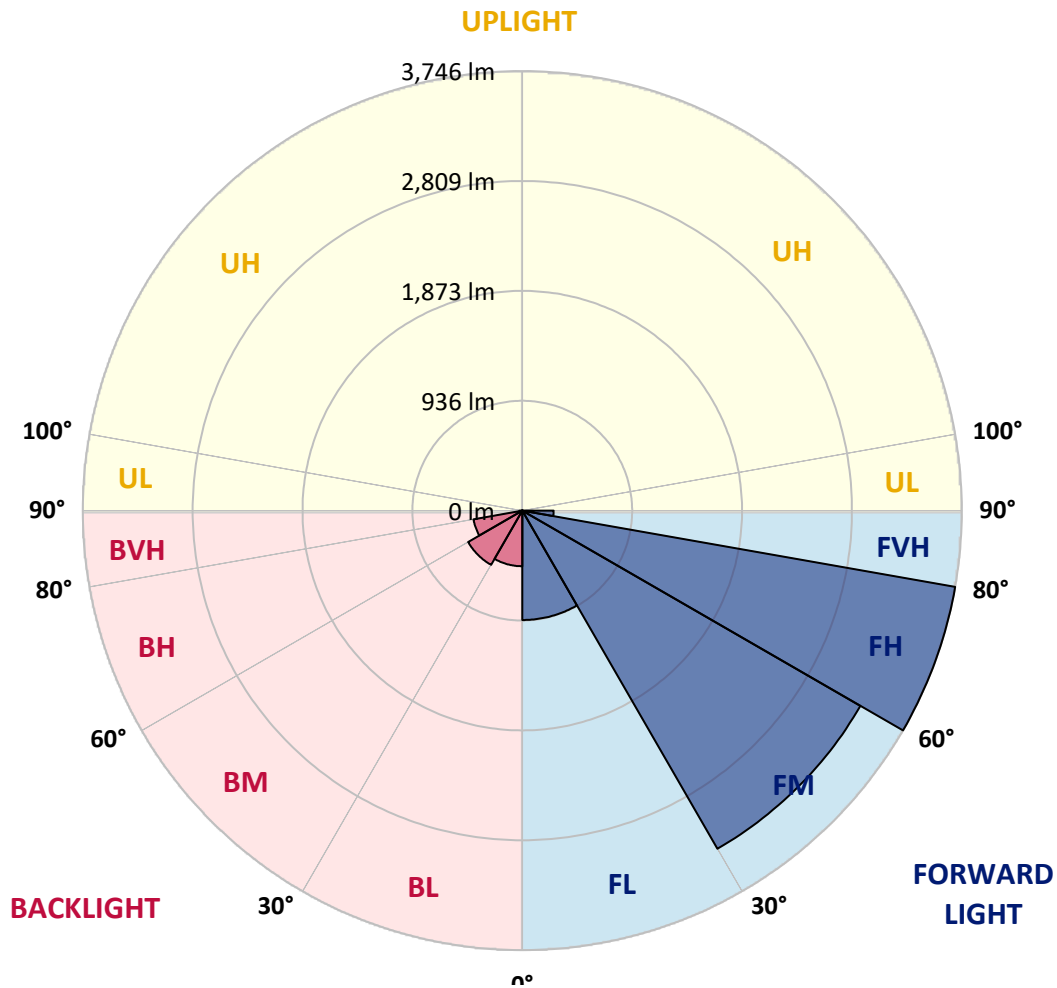
REPORT NUMBER: P386415

CATALOG NUMBER: GWC-SA2A-750-U-SL3

**LUMINAIRE CLASSIFICATION SYSTEM LUMEN TABLE AND BUG RATING:**

Zone	Lumens	% Fixture	Zone Rating/Lumen Limit		
			B	U	G
FL (0°-30°)	932.5	9.6			
FM (30°-60°)	3327.1	34.2			
FH (60°-80°)	3745.7	38.5			G2/5000
FVH (80°-90°)	267.4	2.7			G3/500
BL (0°-30°)	474.0	4.9	B1/500		
BM (30°-60°)	533.3	5.5	B1/1000		
BH (60°-80°)	422.7	4.3	B1/500		G1/500
BVH (80°-90°)	24.2	0.2			G1/100
UL (90°-100°)	0.0	0.0		U0/0	
UH (100°-180°)	0.0	0.0		U0/0	

**BUG Rating: B1-U0-G3**  
 Type III Medium





REPORT NUMBER: P386415

CATALOG NUMBER: GWC-SA2A-750-U-SL3

**CANDELA DISTRIBUTION (FULL):**

	0°	5°	15°	25°	35°	45°	55°	58°	65°	75°	85°
0°	2695.0	2695.0	2695.0	2695.0	2695.0	2695.0	2695.0	2695.0	2695.0	2695.0	2695.0
2.5°	2766.5	2762.8	2764.1	2761.4	2755.0	2748.6	2739.1	2740.8	2727.6	2707.9	2683.5
5°	2714.3	2713.0	2723.2	2728.9	2733.7	2729.9	2727.2	2730.6	2711.3	2684.2	2641.8
7.5°	2604.9	2590.0	2602.9	2622.2	2640.5	2654.4	2672.7	2675.0	2662.8	2634.4	2578.8
10°	2449.4	2435.1	2454.1	2484.3	2520.9	2554.1	2591.0	2597.8	2600.2	2574.4	2507.0
12.5°	2288.1	2277.3	2296.2	2338.6	2399.2	2450.4	2509.4	2519.5	2540.5	2523.2	2440.6
15°	2143.8	2139.7	2162.7	2204.4	2274.2	2352.5	2437.5	2456.2	2491.7	2486.0	2388.7
17.5°	2019.1	2018.1	2035.7	2079.4	2156.6	2255.6	2366.0	2397.5	2450.4	2457.2	2346.0
20°	1926.2	1924.2	1936.4	1968.6	2048.2	2160.4	2288.8	2332.1	2408.4	2432.1	2302.0
22.5°	1876.4	1876.1	1876.4	1891.7	1956.7	2061.1	2213.6	2266.4	2367.4	2412.1	2253.2
25°	1868.0	1866.9	1859.5	1857.8	1894.7	1978.1	2139.0	2197.3	2328.4	2398.2	2206.8
27.5°	1890.0	1891.3	1881.5	1865.6	1873.0	1923.5	2074.3	2136.6	2297.2	2395.5	2174.6
30°	1935.7	1935.0	1926.6	1910.0	1895.4	1903.2	2028.2	2090.6	2276.2	2407.4	2152.6
32.5°	1986.2	1989.9	1988.2	1979.1	1957.4	1926.2	2014.3	2075.3	2270.1	2435.8	2143.1
35°	2046.9	2050.9	2063.1	2070.2	2044.8	1994.7	2044.1	2097.0	2287.8	2489.4	2158.3
37.5°	2104.5	2115.0	2149.2	2179.3	2157.6	2101.7	2123.4	2161.0	2342.3	2573.7	2199.3
40°	2170.9	2180.0	2235.9	2300.0	2296.6	2238.6	2251.2	2276.2	2438.5	2694.7	2273.5
42.5°	2236.3	2254.6	2335.5	2426.3	2452.4	2401.3	2421.3	2434.5	2574.1	2855.0	2403.0
45°	2323.3	2343.0	2455.5	2564.9	2625.9	2597.1	2629.0	2634.0	2744.5	3073.2	2591.0
47.5°	2455.1	2477.5	2608.6	2723.5	2816.7	2819.7	2872.2	2870.2	2957.3	3322.9	2827.8
50°	2660.5	2692.7	2800.1	2907.5	3020.6	3083.7	3153.8	3144.0	3212.4	3588.9	3100.6
52.5°	2929.5	2944.4	3024.0	3103.3	3243.9	3385.2	3485.9	3477.0	3501.8	3862.3	3410.3
55°	3208.4	3219.5	3252.4	3295.8	3484.8	3715.2	3928.0	3914.1	3851.4	4146.2	3716.3
57.5°	3459.1	3481.8	3504.5	3522.4	3727.4	4060.2	4380.4	4381.4	4230.9	4452.5	4032.4
60°	3498.0	3518.0	3668.1	3809.8	4142.5	4520.3	4864.5	4854.4	4623.6	4784.9	4384.8
62.5°	3092.1	3137.2	3387.9	3764.7	4542.3	5361.9	5482.2	5469.7	5093.2	5194.6	4795.1
65°	2215.9	2267.1	2569.7	3135.8	4348.5	6289.3	6597.0	6428.2	5733.6	5698.4	5275.5
67.5°	1278.4	1290.6	1421.7	1876.4	3311.0	6337.8	8297.5	8061.4	6728.1	6270.0	5510.7
70°	945.3	945.0	976.2	1154.7	1791.7	5172.5	9106.3	9318.1	7775.1	6458.0	5178.3
71°	854.9	855.9	890.8	1051.0	1419.0	4329.5	8934.5	9398.0	8050.9	6365.2	4937.7
72.5°	731.2	734.6	783.0	942.6	1193.7	2985.7	8194.5	8918.3	8181.7	6136.2	4561.3
75°	554.7	562.5	629.5	794.5	1091.0	1514.2	6014.2	7121.5	7268.2	5414.5	3389.3
77.5°	395.7	404.6	480.5	668.2	1037.1	1141.2	4027.6	5194.6	5348.7	3469.9	1528.8
80°	250.1	260.6	317.8	531.6	974.5	1083.6	2531.0	3491.6	2916.6	1110.3	389.0
82.5°	146.7	154.8	197.2	347.3	795.9	1043.6	1489.1	1935.4	1135.1	335.4	176.9
85°	85.0	88.8	123.0	221.3	578.0	985.0	1094.1	1081.9	492.7	164.0	83.7
87.5°	39.6	44.0	72.8	115.5	320.9	713.9	864.7	747.1	306.3	76.9	39.3
90°	0.0	0.0	0.0	0.0	0.0	0.0	0.0	0.0	0.0	0.0	0.0



REPORT NUMBER: P386415  
 CATALOG NUMBER: GWC-SA2A-750-U-SL3

**CANDELA DISTRIBUTION (continued):**

	90°	95°	105°	115°	125°	135°	145°	155°	165°	175°	180°
0°	2695.0	2695.0	2695.0	2695.0	2695.0	2695.0	2695.0	2695.0	2695.0	2695.0	2695.0
2.5°	2671.7	2665.9	2641.8	2620.5	2598.1	2569.0	2536.8	2532.7	2513.1	2516.8	2510.0
5°	2618.8	2604.2	2546.3	2493.8	2431.8	2376.2	2315.9	2288.1	2248.1	2245.4	2235.2
7.5°	2543.2	2516.1	2426.3	2326.7	2227.1	2132.2	2038.4	1976.7	1913.7	1886.9	1884.6
10°	2458.2	2412.1	2280.0	2132.6	1988.9	1850.3	1716.2	1616.9	1527.4	1485.1	1483.4
12.5°	2377.5	2309.4	2128.2	1927.6	1731.1	1551.5	1367.5	1237.1	1124.9	1087.3	1071.4
15°	2309.1	2213.2	1980.4	1724.0	1485.4	1236.0	1026.6	889.4	785.7	749.8	743.0
17.5°	2242.7	2119.4	1829.0	1518.3	1229.9	955.8	746.1	644.1	588.9	574.3	574.0
20°	2176.6	2022.8	1670.8	1307.9	982.9	714.9	573.6	527.9	509.3	507.6	504.9
22.5°	2101.7	1920.5	1504.4	1096.8	767.1	562.1	487.6	469.3	466.9	473.0	473.0
25°	2031.6	1818.8	1335.7	890.1	596.7	468.9	435.4	431.7	438.1	448.9	450.0
27.5°	1966.2	1720.9	1171.0	706.5	478.1	413.0	399.1	403.5	415.1	427.6	427.9
30°	1912.3	1628.4	1011.1	556.7	403.9	371.4	369.0	377.8	390.3	400.2	402.5
32.5°	1870.7	1549.5	856.6	447.6	355.4	340.2	342.2	349.7	357.5	362.9	366.6
35°	1851.4	1481.7	713.9	377.5	324.6	316.1	318.8	322.9	326.3	330.4	333.4
37.5°	1854.7	1429.2	586.5	333.7	303.9	299.5	299.5	299.5	299.5	301.6	301.9
40°	1886.2	1399.0	482.8	306.0	290.0	285.3	281.6	278.2	275.5	276.8	276.1
42.5°	1966.9	1396.3	406.9	288.3	278.9	271.1	263.6	258.9	255.5	256.8	257.5
45°	2103.8	1430.2	355.8	275.8	268.4	256.5	247.0	241.9	239.6	244.0	244.6
47.5°	2281.0	1504.1	324.6	266.7	258.5	242.9	232.8	228.0	228.7	235.1	236.8
50°	2509.4	1624.0	309.7	260.9	251.7	231.4	220.9	216.8	218.9	228.0	230.1
52.5°	2760.1	1796.8	311.4	259.2	247.3	222.9	211.8	207.0	210.4	218.9	220.6
55°	3049.4	2004.5	339.5	261.6	240.9	217.5	204.3	196.2	198.9	206.7	208.0
57.5°	3371.0	2242.4	396.1	260.9	232.8	212.4	196.5	184.3	186.4	191.1	192.5
60°	3705.7	2529.7	483.8	262.9	229.0	206.3	186.0	170.8	170.1	174.2	174.8
62.5°	4107.6	2862.1	584.1	264.3	231.4	198.6	172.1	157.2	155.2	156.2	156.9
65°	4521.6	3102.6	546.5	258.9	238.9	192.1	159.9	144.0	140.3	139.6	139.9
67.5°	4534.5	2844.8	383.2	248.0	241.9	188.7	150.8	132.8	126.7	124.3	124.0
70°	4066.6	2311.1	298.5	236.5	229.7	183.3	142.3	123.7	114.5	110.8	110.5
71°	3838.2	2127.5	282.9	230.7	220.6	177.9	138.6	119.6	110.1	106.1	105.4
72.5°	3480.1	1907.3	263.9	221.6	203.0	164.0	131.5	113.8	104.0	99.3	98.3
75°	2497.5	1247.2	226.7	197.5	168.1	130.8	115.2	102.3	93.9	88.1	87.4
77.5°	962.3	496.4	171.4	164.3	128.8	102.3	94.9	88.4	82.3	76.6	76.2
80°	297.5	221.9	125.0	123.7	93.2	76.2	73.9	72.2	69.8	63.7	62.3
82.5°	158.9	127.4	86.1	80.0	61.0	50.8	53.5	54.2	54.6	48.1	47.4
85°	75.9	67.4	48.5	45.4	35.6	28.5	32.9	35.6	35.9	29.5	27.4
87.5°	36.3	35.2	22.7	17.3	13.2	9.5	11.5	14.2	15.6	11.2	9.8
90°	0.0	0.0	0.0	0.0	0.0	0.0	0.0	0.0	0.0	0.0	0.0



Signify Classified - Internal  
Cooper Lighting Solutions Photometric Lab  
1121 Highway 74 South  
Peachtree City, GA 30269

Scaled Data Report



Report Generated By 670245982

Signify Classified - Internal  
Cooper Lighting Solutions Photometric Lab  
1121 Highway 74 South  
Peachtree City, GA 30269

Scaled Data Report



Signify Classified - Internal  
Cooper Lighting Solutions Photometric Lab  
1121 Highway 74 South  
Peachtree City, GA 30269

Scaled Data Report



Signify Classified - Internal  
Cooper Lighting Solutions Photometric Lab  
1121 Highway 74 South  
Peachtree City, GA 30269

Scaled Data Report





--- HS — SS

Signify Classified - Internal  
Cooper Lighting Solutions Photometric Lab  
1121 Highway 74 South  
Peachtree City, GA 30269

Scaled Data Report



u

Signify Classified - Internal  
Cooper Lighting Solutions Photometric Lab  
1121 Highway 74 South  
Peachtree City, GA 30269

Scaled Data Report





(END OF REPORT)